

**EVIDENTIA**  
GROUP

**LIS**

LONSEC  
INVESTMENT  
SOLUTIONS

**EVIDENTIA**  
PRIVATE



Implemented  
**Portfolios**

# Portfolio Perspectives

August 2025

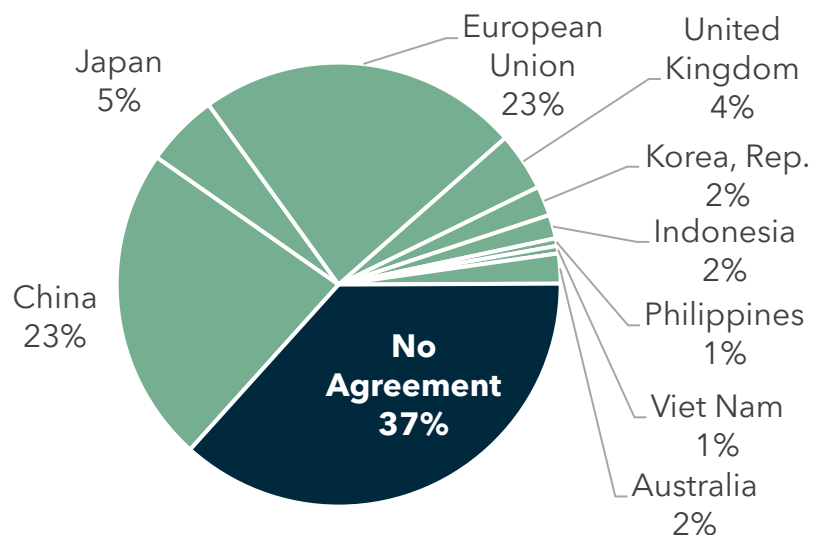
# Key Messages for Investors

- The Trump Administration has made progress in trade agreements with major economies including the EU, UK, Japan, South Korea, and a preliminary deal with China to pause the most extreme tariffs.
- These agreements cover about 63% of global GDP (excluding the US), indicating reduced trade policy uncertainty.
- With tariffs now likely to stabilize around current levels we expect softer, but still manageable macroeconomic conditions.
- We are closing our Slight Underweight to Growth assets.
- Valuations do remain stretched, particularly in the US, however, we recognise they can remain so for extended periods. We rely on our active managers and strategic asset allocation to manage potential market volatility amid elevated equity prices.

# Significant progress on trade deals

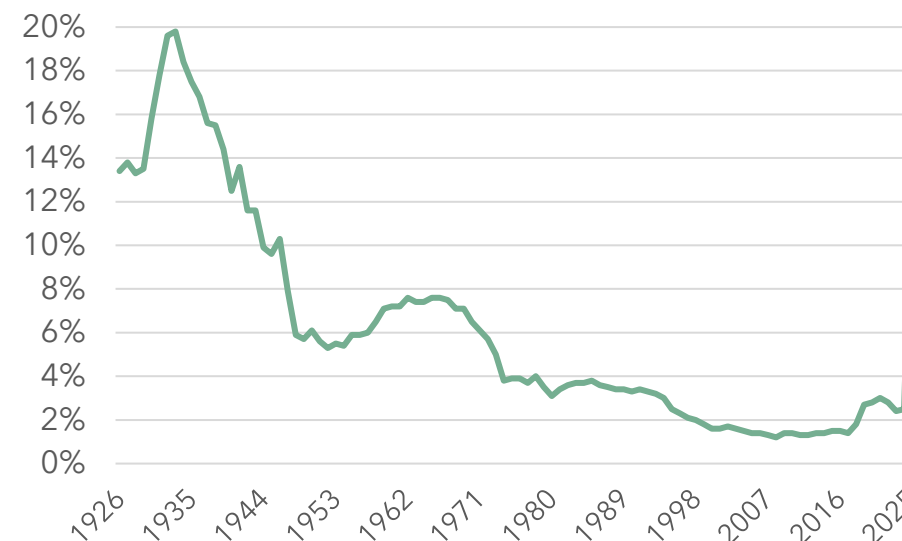
Trade policy uncertainty is falling as reasonable deals are being achieved

## % of Global GDP (ex-US) where the Trump Administration has announced/signed agreements



- Trump Administration announced and/or signed trade agreements with the European Union, Japan, South Korea and the United Kingdom. Agreements also with Indonesia, the Philippines, Vietnam, Australia.
- Preliminary agreement with China pausing most extreme tariffs - discussions ongoing but deal expected.
- Including China, this initial cohort of economies represents approximately 63% of global GDP, excluding the US.

## Average US tariff rate on imports

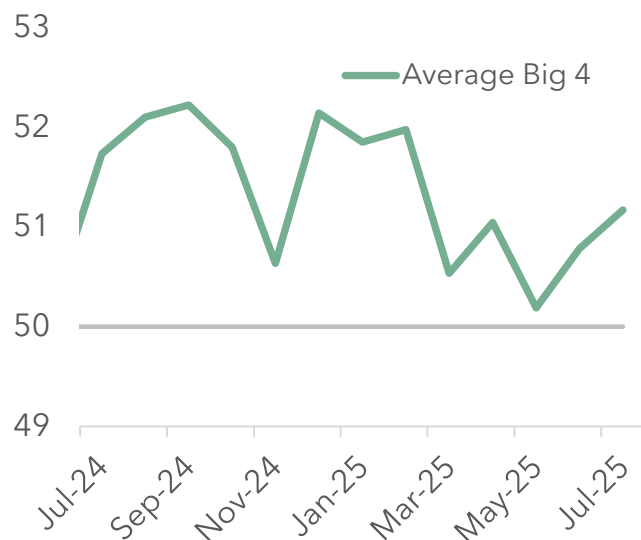


- Trade policy uncertainty is falling. Deals are pending for many countries and products, but it is likely tariffs will settle around current levels.
- A recent Morgan Stanley report estimated the current range of tariffs (which includes pre-2024 tariffs, 20% fentanyl tariff, 25% auto-steel-aluminium tariff, 10% reciprocal tariff) results in effective tariffs between 9% and 16% for the vast majority of major economies.
- Maintaining tariffs at ~15%, as agreed upon with Japan, South Korea, and the EU, aligns with current tariff levels.

# Macroeconomic data is hanging in there

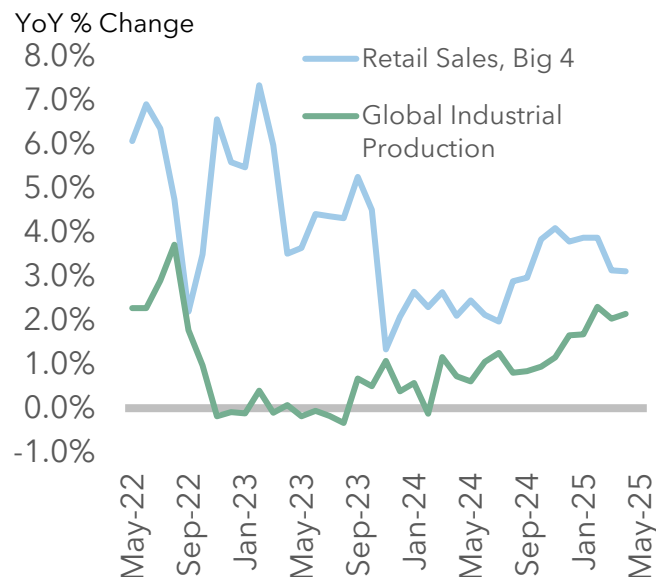
Tariffs are a headwind but not enough to cause a growth scare or recession

## Services Purchasing Managers Index (PMI) continues to hold above 50



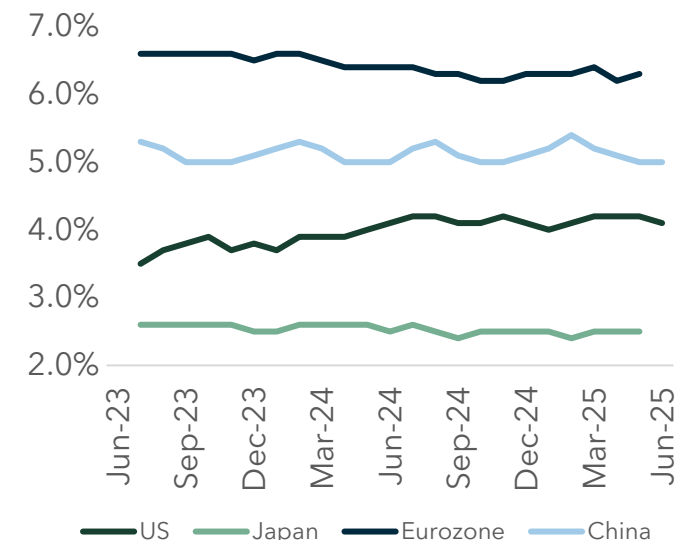
- The Big 4 (US, China, EU and Japan), make up ~64% of global GDP. Their economies are primarily driven by the services sector.
- The Services PMIs have continued to rebounded in July, except for China, where it continues to hold above 50, the key demarcation level between expanding and contracting trading conditions.

## Retail sales steady / Global Industrial Production rebounding



- Looking at coincident indicators, Retail sales in the Big 4 have held mainly steady so far in 2025.
- Global industrial production continues to rebound into 2025.

## Unemployment at multi-decade lows in many economies

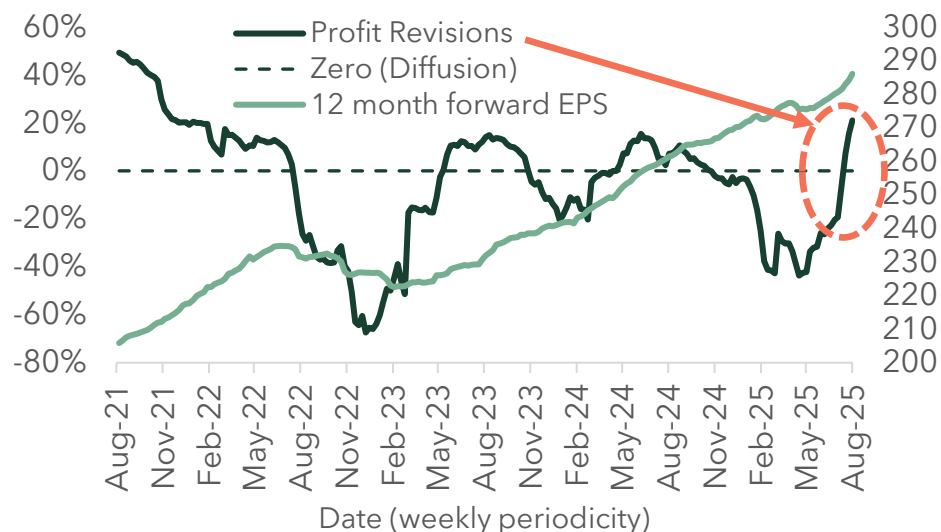


- Unemployment, while a lagging indicator, underpins the major economies - if you have a job, you keep spending.
- Unemployment in the major economies and the Big 4 in particular remains near multi-decade lows in many economies.

# Valuations are challenging

But fundamentals are improving

## Corporate profit forecasts are getting revised up supporting the rally in equity markets

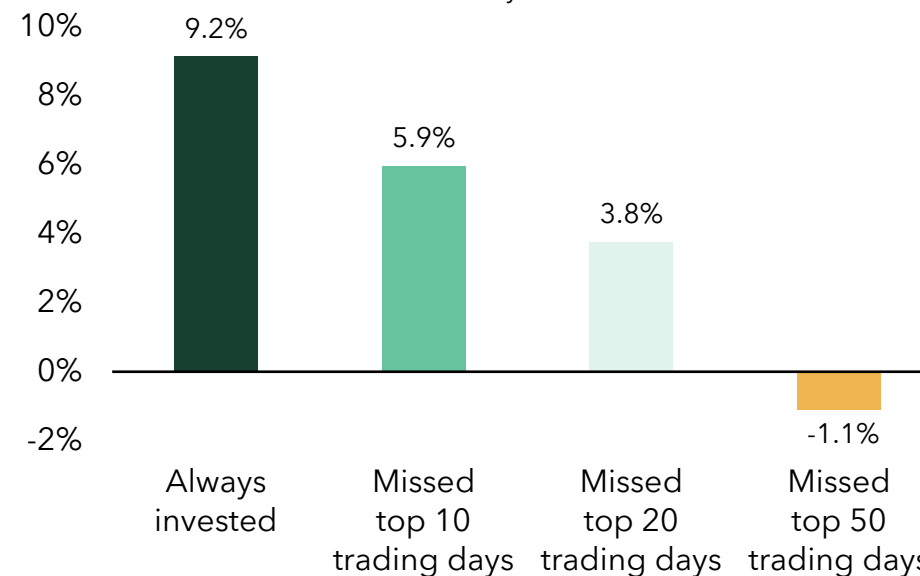


- Markets have responded to these developments by pushing higher and stretching valuations further
- The move is supported by directionally positive corporate profits.
- Approximately two-third of the S&P 500 companies have reported June quarter profit results. 82% have reported positive profit surprises and 79% of have reported positive revenue surprise.
- Supports the sharply improved profit forecasts of the financial analyst community.

Source: Bloomberg, Refinitive, Evidentia Group estimates

## Time in market is more important than timing the market

Annualised market returns depending on how you invested S&P/ASX 300 July 2009 to June 2025



- Regardless, equity market valuations remain elevated, suggesting at best, modest forward looking returns.
- History shows that valuations (both high and low) can persist for lengthy periods and are often are poor market timing indicators.
- In the absence of a growth scare, which we believe is a declining risk, the biggest threat to expensive markets is valuation-based corrections.
- For these, we rely on active management and our strategic asset allocation (SAA) to smooth out this volatility.

# Outlook and Positioning

Lean into your strategic asset allocation (SAA) and use active managers during this period of volatility

Growth Assets	Underweight			Neutral	Overweight		
Australian Equities - Large Cap				●			
Australian Equities - Small Cap			●				
Developed Market (DM) Equities - Large Cap			●	●			
Developed Market Equities - Small Cap			●	●			
Emerging Market (EM) Equities				●			
Global Listed Property					●		
Global Listed Infrastructure				●			
Growth Alternatives				●			

Defensive Assets	Underweight			Neutral	Overweight		
Australian Bonds					●	●	
Global Bonds			●				
Diversified Income				●			
Defensive Alternatives				●			
Cash				●	●		

Current Position ● Previous Position ●

Our most recent moves are to close our Slight Underweight to Growth assets.

## Growth Assets

- Australian equity valuations remain stretched and require a re-rating in bank and resource earnings. Inflation is receding, paving the way for Reserve Bank of Australia (RBA) cuts.
- China continues to underwhelm economically as hopes for a rapid, stimulus led recovery have faded. This should disproportionately impact junior miners who make up a large portion of the Australian Small Caps sector vs Large Caps.
- For Global Equities, the Trump Administration's tariff policies are a headwind for growth, but the impacts will be manageable. Economic indicators have moderated year to date, but fears of a severe growth scare are diminishing.
- Global Listed Property warrants an active approach. Office sector remaining structurally challenged but rental growth and healthy fundamentals are appearing in other areas of the sector (age care, data management, supply chains).

## Defensive Assets

- Australian bond yields offer good value and provide safety from overseas volatility. Positive supply/demand dynamics further supported by a budget deficit likely to be less than government forecasts.
- US fiscal and monetary policy uncertainty is distorting the defensive qualities of Global Bonds. Japan is still in hiking mode.
- Gold acts as a risk-diversifier against a further deterioration in economic conditions or escalation in geopolitical tensions.

**Important Notice:** This document has been produced by Lonsec Investment Solutions Pty Ltd ACN 608 837 583 (LIS), a Corporate Authorised Representative (CAR 1236821) of Lonsec Research Pty Ltd ABN 11 151 658 561 AFSL 421 445 (Lonsec Research). LIS and Lonsec Research are owned by Lonsec Holdings Pty Ltd ABN: 41 151 235 406 (Lonsec Group). Generation Development Group Limited (ABN 90 087 334 370) is the parent company of Lonsec Group. Please read the following before making any investment decision about any financial product mentioned in this document.

**Warning:** Past performance is not a reliable indicator of future performance. Any express or implied rating or advice presented in this document is limited to “general advice” (as defined in the Corporations Act 2001 (Cth)) and based solely on consideration of the investment merits of the financial product(s) alone, without taking into account the investors’ objectives, financial situation and needs. Prior to acting upon any information in this document, investors must do their own investigation and analysis of the appropriateness of the information or seek independent financial and/or tax advice, having regard to their objectives, financial situation and needs. Investors must consider reading any relevant Product Disclosure Statement (PDS) or offer document to assess the appropriateness of this advice in light of their own objectives before making a decision to obtain a financial product.

**Disclosure at the date of publication:** Lonsec Research receives a fee from the fund manager or financial product issuer(s) for researching the financial product(s), using objective criteria. Lonsec Research's rating(s) outcome is not linked to the fee. Lonsec Research may also receive a fee from the fund manager or product issuer(s) for subscribing to research content and other Lonsec Research services. LIS receives fees for providing investment consulting advice, approved product lists, model portfolios to financial services professionals and other advice to clients. LIS’ and Lonsec Research’s fees are not linked to the financial product rating(s) outcome or the inclusion of the financial product(s) in model portfolios. LIS and Lonsec Research may hold any financial product(s) referred to in this document. The product issuer and/or Lonsec Research Representatives (and/or their associates) may from time to time have holdings in the financial product referred to in this document or in Generation Development Group (ABN 90 087 334 370). Lonsec Research and LIS manage any potential conflict by implementing a comprehensive ratings process, information barriers and monitoring program. For information about our associations and/or relationships with product issuers and Generation Development Group, please refer to our Conflicts of Interest Statement accessible at [lonsec.com.au/important-documents](http://lonsec.com.au/important-documents).

**Disclaimer:** LIS provides this document for the exclusive use of its clients. It is not intended for use by a retail client or a member of the public and should not be used or relied upon by any other person. No representation, warranty or undertaking is given or made in relation to the accuracy or completeness of the information in this document, which is drawn from public information not verified by LIS. Financial conclusions, ratings and advice are reasonably held at the time of publication but subject to change without notice. LIS assumes no obligation to update this document following publication. Except for any liability which cannot be excluded, LIS and Lonsec Research, their directors, officers, employees and agents disclaim all liability for any error or inaccuracy in, misstatement or omission from this document or any loss or damage suffered by the reader or any other person as a consequence of relying upon it.

Copyright © 2025 Lonsec Investment Solutions Pty Ltd ACN: 608 837 583. This document is subject to copyright of LIS. Except for the temporary copy held in a computer's cache and a single permanent copy for your personal reference or other than as permitted under the Copyright Act 1968 (Cth), no part of this document may, in any form or by any means (electronic, mechanical, micro-copying, photocopying, recording or otherwise), be reproduced, stored or transmitted without the prior written permission of LIS. This document may also contain third party supplied material that is subject to copyright. Any such material is the intellectual property of that third party or its content providers. The same restrictions applying above to LIS copyrighted material, applies to such third party content.

